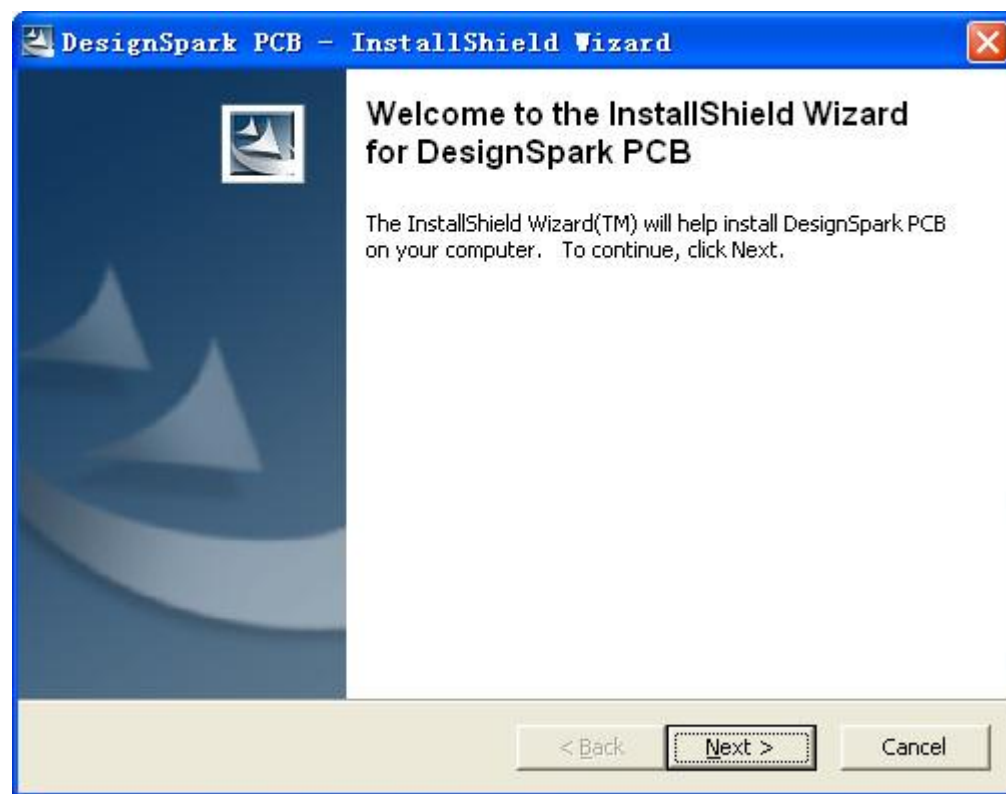
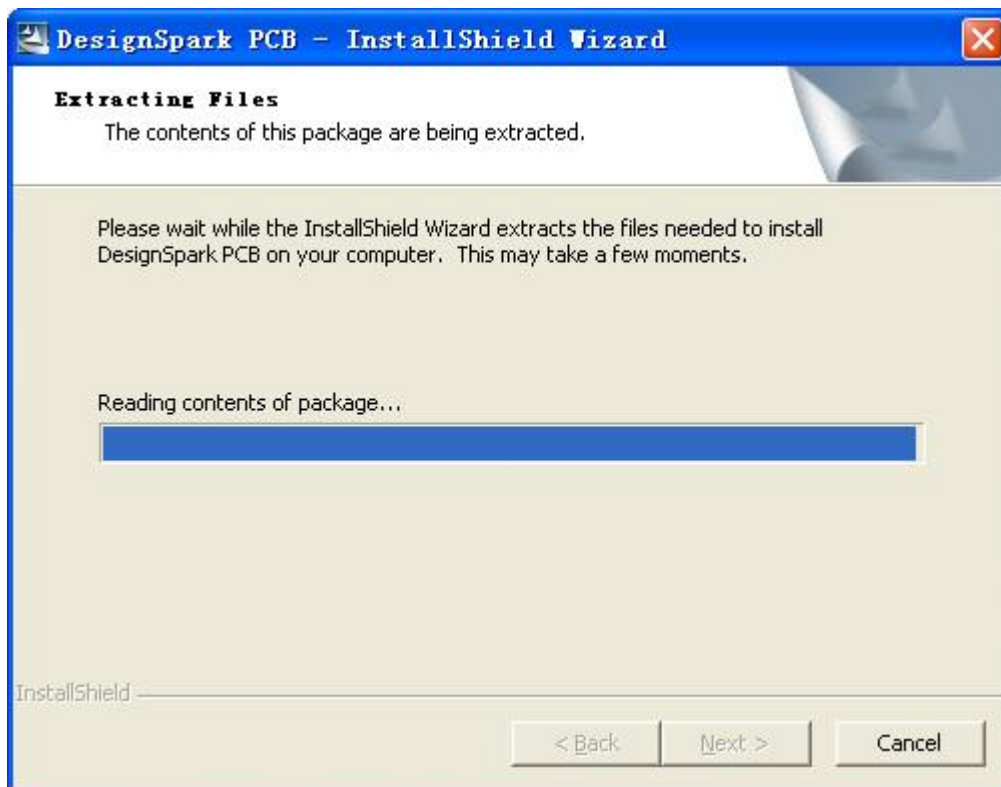
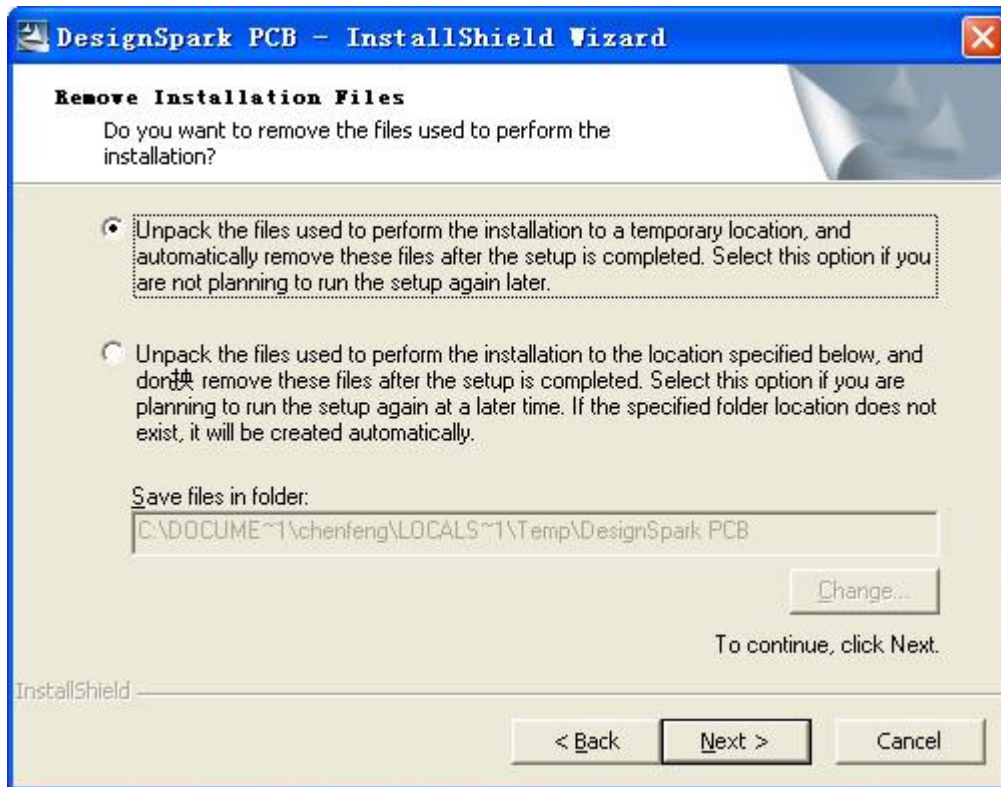


1. 选择下载最新版本的 DesignSpark PCB
2. 双击 DesignSparkPCB\_v6.exe 即可启动安装过程。您可能需要管理员权限才能安装这个软件- 如果有任何问题, 请与您的系统管理员联系。如果您拥有防火墙或反病毒软件, 它可能会试图阻止安装。在这种情况下, 请停止安装并暂时停用防火墙/防病毒, 并重新启动安装。

**\*\*\*DesignSpark PCB 是一个安全的安装, 如您从我们的 DesignSpark PCB 首页下载可执行文件\*\*\***

3. 首先解压 DesignSpark PCB, 一直点击 next





4. 解压完毕，开始安装，点击“next”。

DesignSpark PCB 6.0 - InstallShield Wizard



**Welcome to the InstallShield Wizard for  
DesignSpark PCB 6.0**

Welcome to the DesignSpark PCB Setup program. This program will install DesignSpark PCB Version 6.0 on your computer.

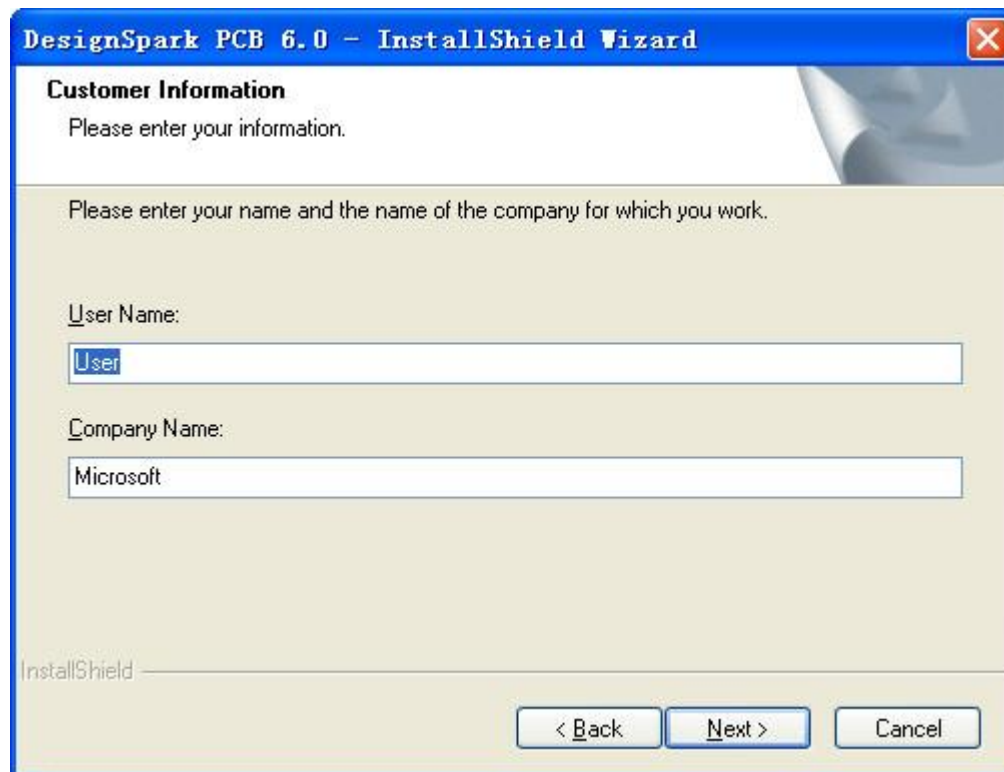
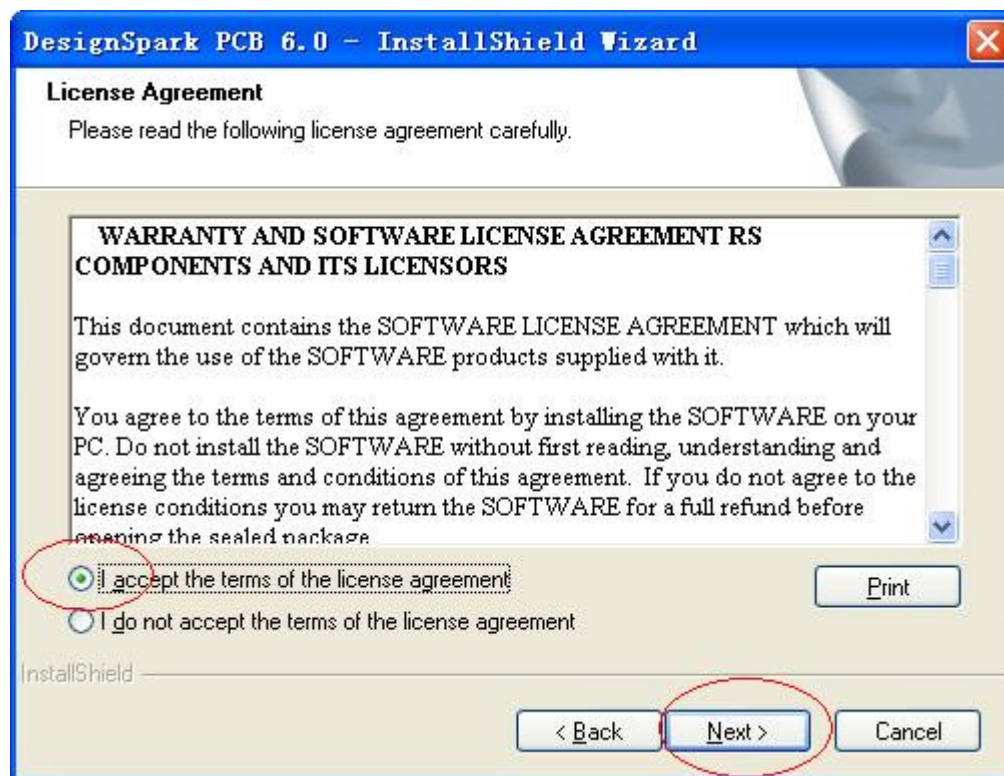


< Back

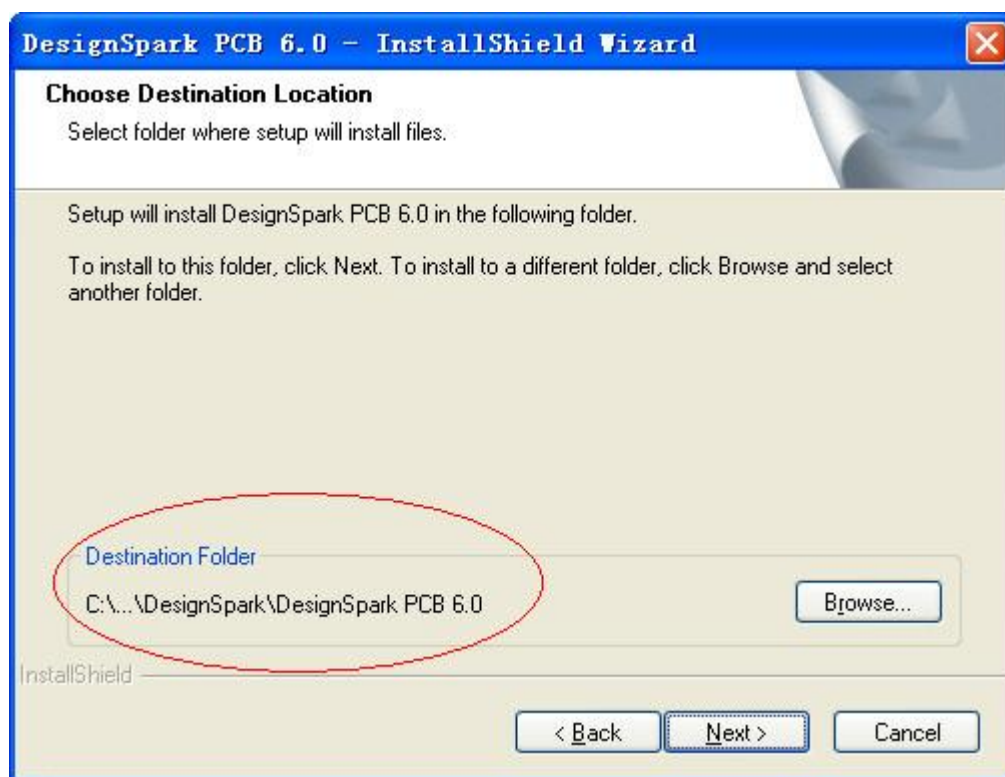
Next >

Cancel

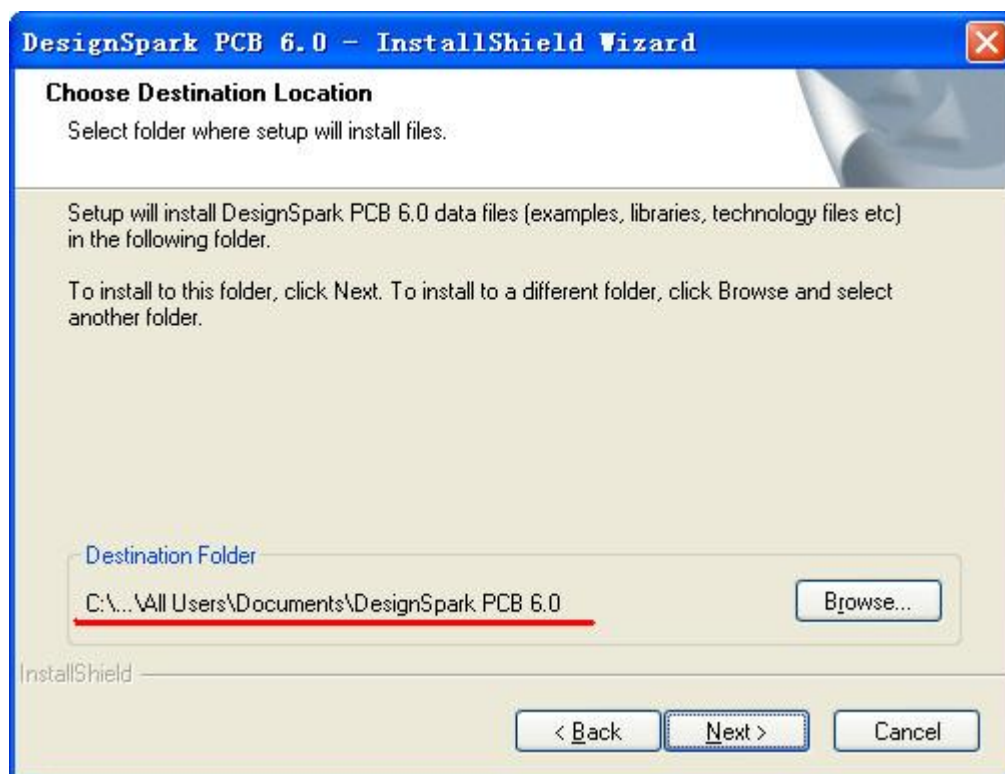
5. 选择 “I accept the terms of the license agreement” 。



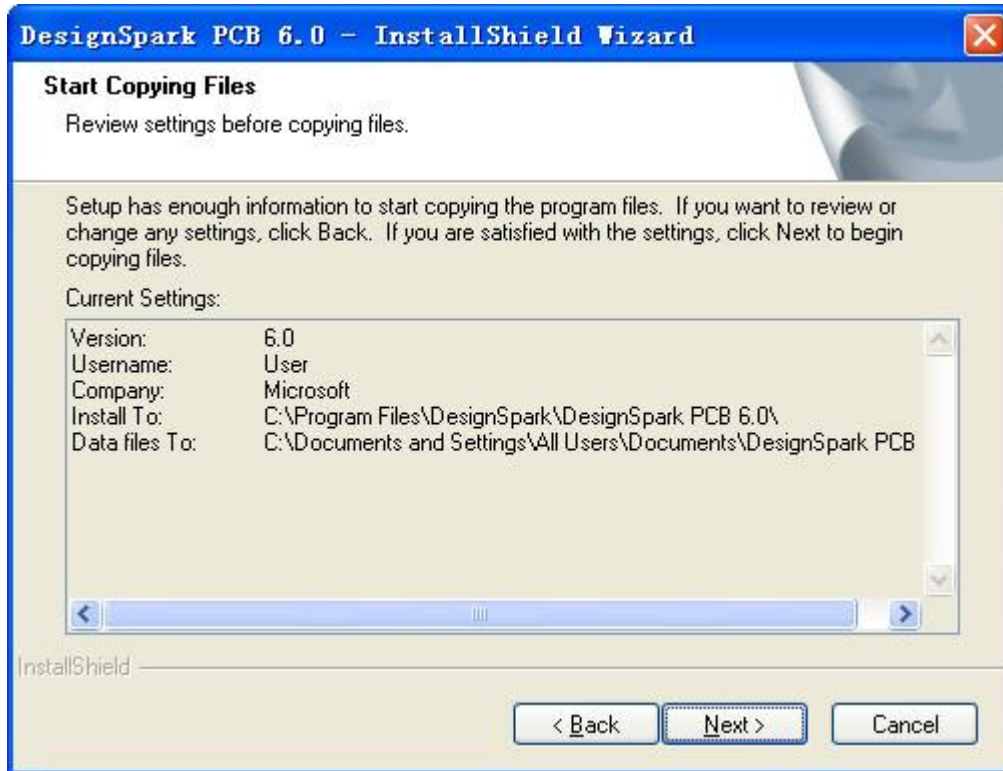
6. 按照安装程序，直到您到达第一个要求**安装路径**的步骤。使用“Browse (浏览)”按钮来选择安装目录，**我们建议您使用默认路径**，并确保该文件夹能显示您正在安装的 **DSPCB 版本**



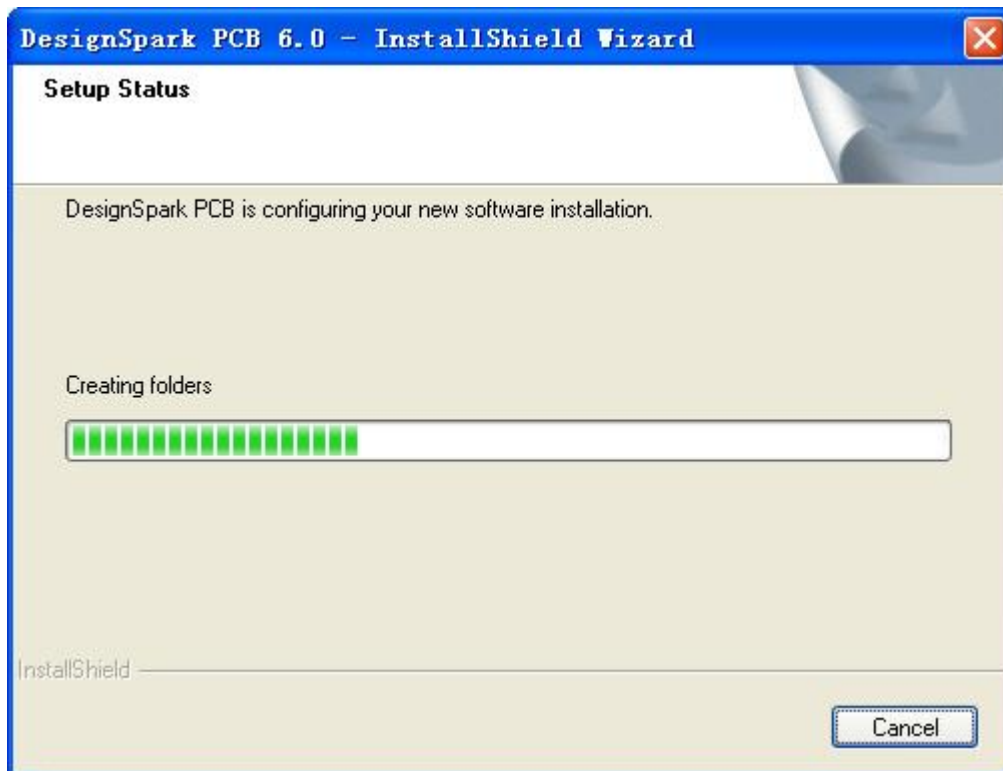
7. 当下一个步骤要求选择**默认的库文件夹位置**，请重复同样步骤：



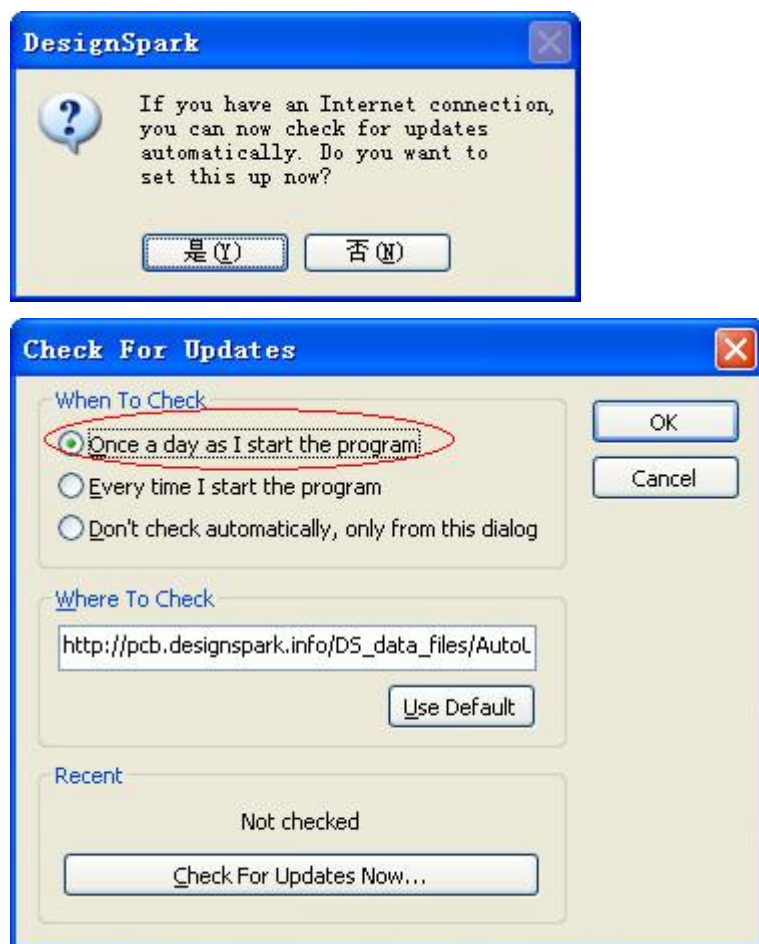
8. 下一个步骤显示了安装文件夹的总结。请确保选择了正确的安装路径。如果没有，您可以点击“返回”，并修改它们：



9. 点击“Next(下一步)”完成安装。您可以透过桌面的图标或从 Windows 的“开始”菜单运行 DesignSpark PCB 软件。



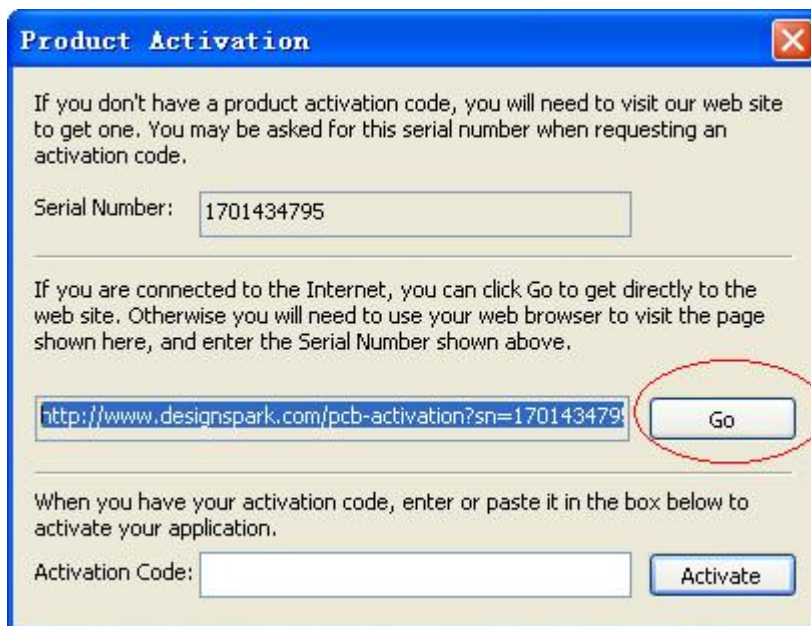
10. 第一次启动时,您会被询问是否需要设置**自动检查更新**。我们建议点击“是”,并保持默认选择“每天我运行程序时检查一次”,以确保您接收到新版本的通知(包括**新功能/改进和错误修正**,我们每年通常更新 2-3 次)。注:这只是一个单向的服务器检查,此更新检查不会收集您的个人资料



11. 接下来,您将被要求激活。如果您只想试一试和评估软件是否适合您需求的话,请选择“否”。**还未激活的软件的功能是齐全和正常的**,唯一被禁用的是“保存”功能,这意味着你不能保存你的工作。在下次开启软件时,您会再一次被要求激活软件。建议您马上激活软件。



12. 选择“Go”，到 DesignSpark 网站。。



13. 若您没有 DesignSpark 注册用户名，请选择“Register”，进行注册。



**LOG IN**

You need to be a registered DesignSpark User to activate your DesignSpark PCB tool. If you are already registered then login here, if not then register by clicking on the link below

**Login**

Email or Username

Password

**LOG IN**

Click here to [Register](#) [Forgot your password?](#)

14. 完整填写相关资料，注意带“\*”，为必填项，注意要勾选“I have read and accept DesignSpark Terms and Community Guideline.”

I wish to receive newsletters and updates from DesignSpark and RS Components.

I allow other members to make contact with me through DesignSpark.

I have read and accept DesignSpark Terms and Community Guidelines.

15. 注册成功后，页面会提示如下：

**REGISTER**

**Your DesignSpark Registration Was Successful**

An email has been sent to the address you provided with a link to enable your DesignSpark account. Please follow the link, if you do not receive this email, please contact us at support@designspark.com.

If you are activating your copy of DesignSpark PCB please log in and go to the DesignSpark PCB home page from the menu or follow <http://designspark.com/pcb> where instructions are provided. If you are having difficulty activating DesignSpark PCB please contact us at [designsparkpcb@designspark.com](mailto:designsparkpcb@designspark.com)

16. 查收您的注册邮箱，有一封来自 DesignSpark 的邮件提醒(可能会在垃圾箱，请注意查看)，打开邮件，选择“**Activate your DesignSpark Account**”：



Dear actionpcb,

**Thank you for registering for DesignSpark.**

Please follow this link to activate your account;

[Activate your DesignSpark Account](#)

Some areas you may find interesting once you have completed the registration;

- **[DesignSpark PCB](#)**

Download the world's most powerful FREE PCB design tool

- **[Raspberry Pi Design Centre](#)**

Explore design resources, videos, blogs and technical content for this very popular development kit

- **[Model source](#)**

Search and download thousands of PCB and 3D models

- **[Forum](#)**

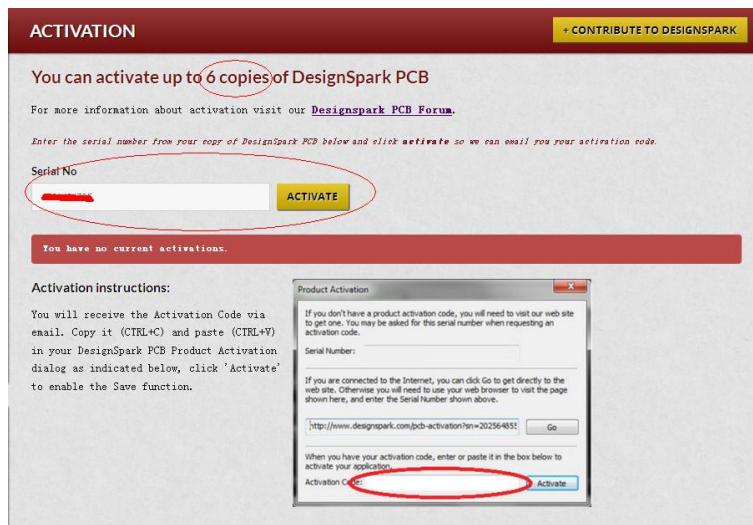
Share, engage and discover within a vibrant engineering forum.

We hope you enjoy being part of the DesignSpark community.

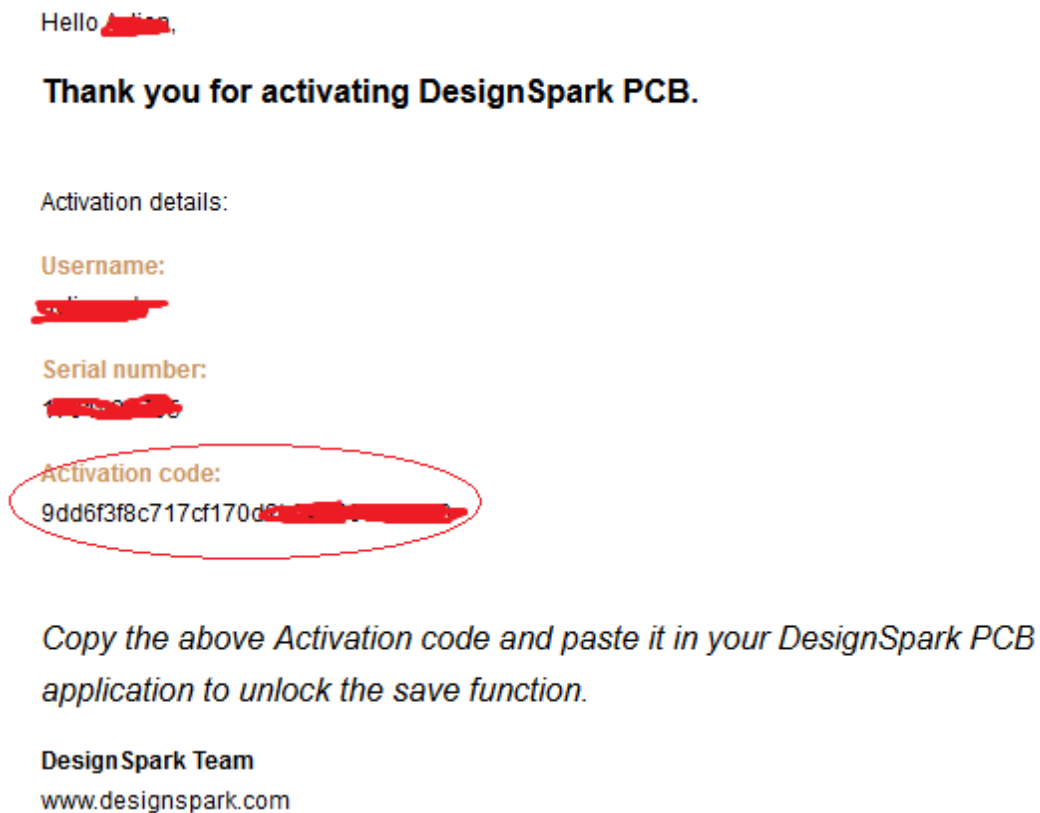
**DesignSpark Team**

[www.designspark.com](http://www.designspark.com)

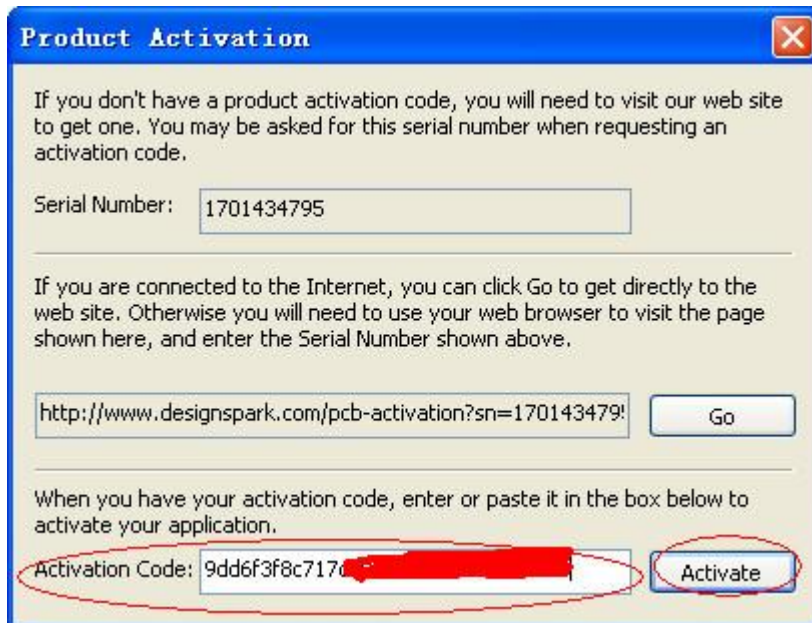
17. 选择“Activate”：



18. 您的注册邮箱将会再次收到一封来自 DesignSpark 的邮件, 拷贝“Activation code”



20. 将拷贝的 Activation code 粘贴到“Activation code:”框, 并选择“Active”



21. 恭喜您成功激活 DesignSpark PCB! 可以畅快的使用 DesignSpark PCB 的所有功能了!



21. “启动画面广告”：每次当你启动 DesignSpark PCB 时，将会出现我们所说的启动画面广告。这是目前软件中唯一的广告空间，您只需把它关闭就可以。直到您再次启动软件前它都不会再出现。虽然我们不要求您点击启动画面广告，但如果当广告转变后您这样做的话，我们将不胜感激。我们正在尝试放置有趣的产品广告，点击它后会访问一个特定的 RS Components 公司网站页面，让您在这里找到一些有趣的新产品，竞赛等。用户点击启动画面广告有助于我们从供应商中筹集资金，让我们能够增加更多 DesignSpark PCB 的功能- 如果你喜欢我们的软件，我们将非常感谢您的贡献。